



DR. Kiran Saujiya Sr. Sec. Edu. Academy  
Mainpuri





HOLIDAY

HOMework

Keep your child's brain active over break  
without let them knowing they're doing  
"Homework"

"All The Best"



सही अक्षर चुनो:

व्यंजन

क

ग

ङ

छ

झ

ञ

ट

ड

ण

थ

ध

प

ब

म

य

ल

व

ष

स


क्ष

त्र

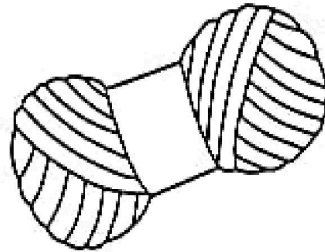
ज्ञ

श्र

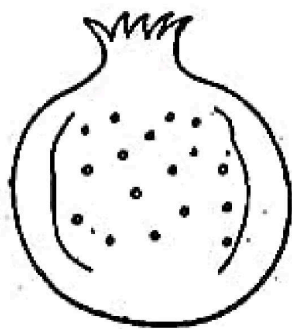
चित्र देखकर पहला अक्षर लिखे और रंग भरें



\_\_\_\_\_




\_\_\_\_\_




\_\_\_\_\_




\_\_\_\_\_




\_\_\_\_\_



\_\_\_\_\_



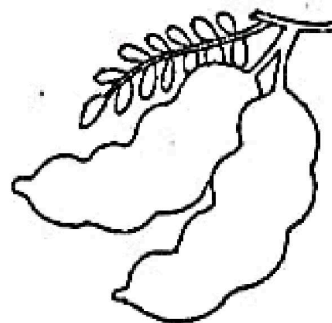
\_\_\_\_\_



\_\_\_\_\_



\_\_\_\_\_



\_\_\_\_\_

1) समान अक्षरों की जोड़ी बनाओ।

ष	•	•	त्र
स	•	•	क्ष
ह	•	•	ज्ञ
क्ष	•	•	स
त्र	•	•	ष
ज्ञ	•	•	ह

2) प्रत्येक व्यंजन और उससे शुरू होने वाली वस्तु का मिलान करें -


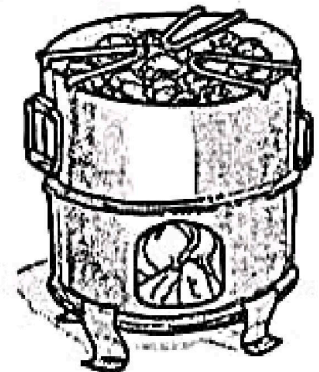
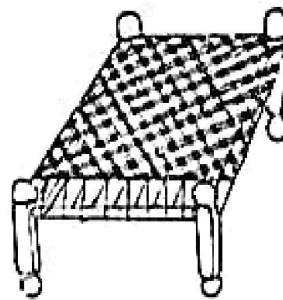


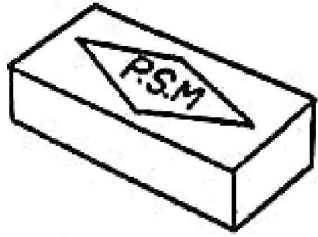
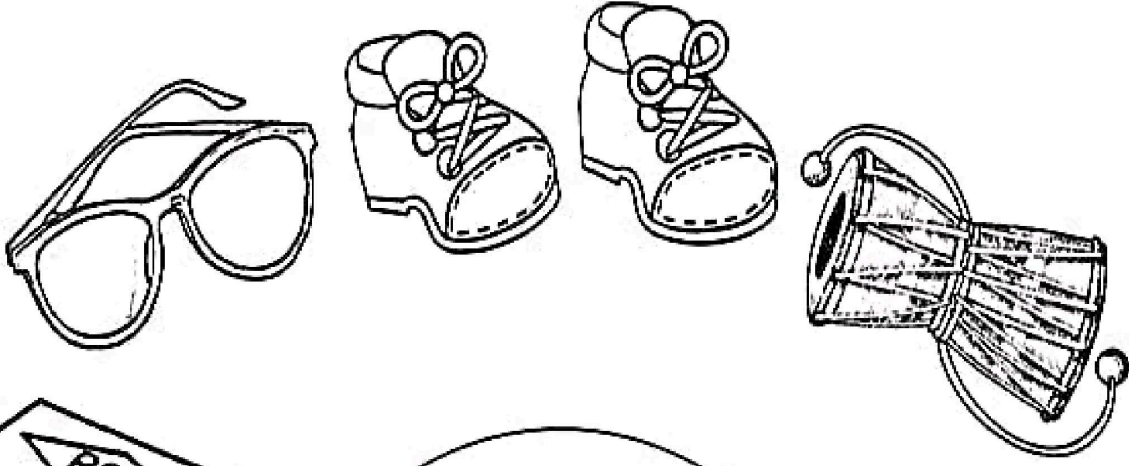
ष                      स                      ह                      क्ष                      त्र                      ज्ञ



3) दिए गए व्यंजन से शुरू होने वाली वस्तु को पहचानो और सही चित्र पर गोला लगाओ।

ष				स			
ह				क्ष			
त्र				ज्ञ			

मिलान करो और चित्र में रंग भरो



चित्र देखो और शब्द पूरा करो। शब्द पढ़ो।



प



घ



ल



ब



ल



व







छ



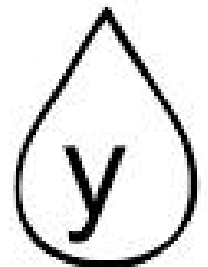







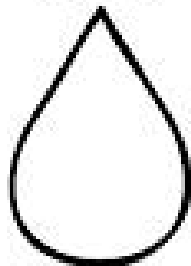
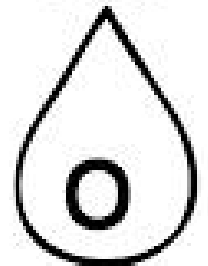




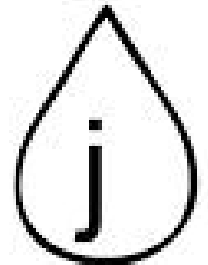









ल

रिक्त स्थान भरो - Fill in the blanks





Fill in the letters.



Match The Letter With Picture


E •




L •




A •



T •



O •



M •



D •



# Write the correct short vowel

a

e

i

o

u



10



l p

t n

p g



d g

h t

w g



c r

p t

n t

Look at each picture. Circle the letter that makes the beginning sound.



F

X

B

D

A

O



B

W

M

C

O

Z



F

S

C

U

K

P



L

B

R

S

J

N



U

K



S

J

N

Circle the matching lowercase letter in each row.

A

c

a

e

h

B

v

n

b

l

C

a

w

e

c

D

d

l

t

u

E

b

m

e

a

F

e

o

f

z

G

h

g

b

o

H

v

a


o

h



Draw a line to match  
each uppercase letter  
to its lowercase letter.

Handwriting practice lines consisting of 12 sets of four horizontal lines (top, middle, bottom, and descender lines) for connecting the letters.

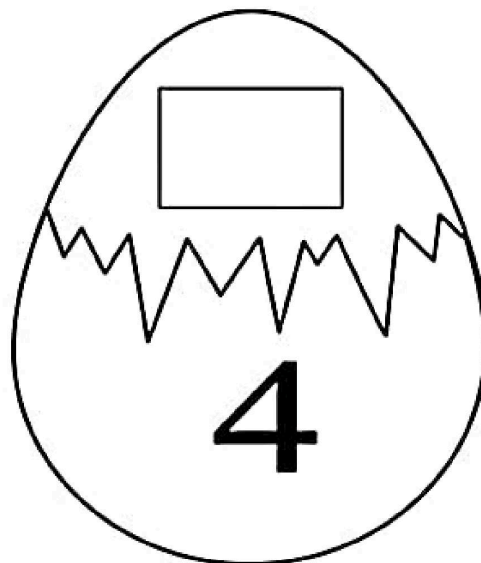


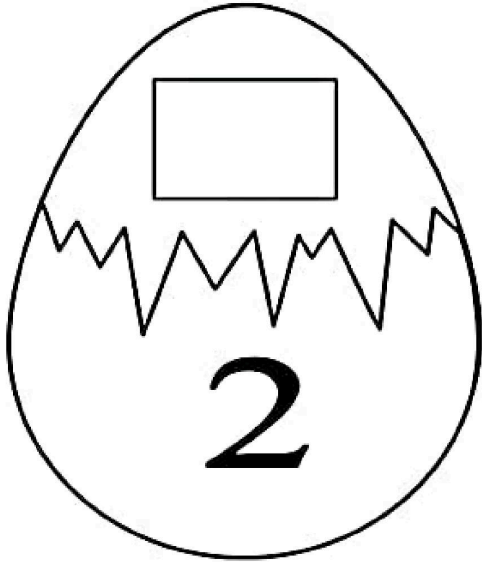
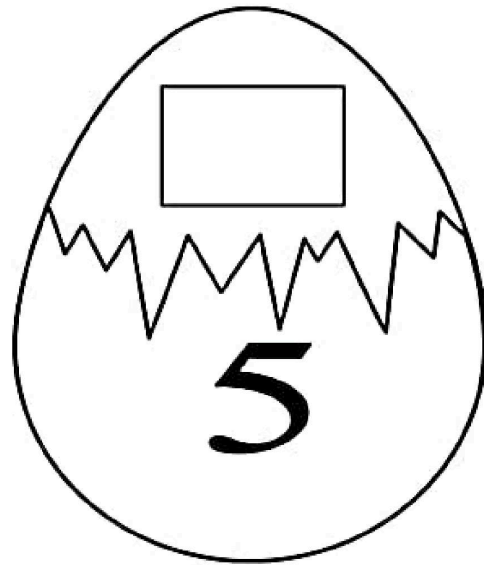



Fill the missing number & colour it.

The grid consists of 50 water droplets arranged in 7 rows. The first six rows have 8 droplets each, and the seventh row has 2 droplets. The droplets are arranged in a grid with the following numbers in the filled droplets:




1		3		5			8
9		11		13			16
17		19		21			24
25		27		29			32
33		35		37			40
41		43		45			48
				49			50

What comes before











What comes between



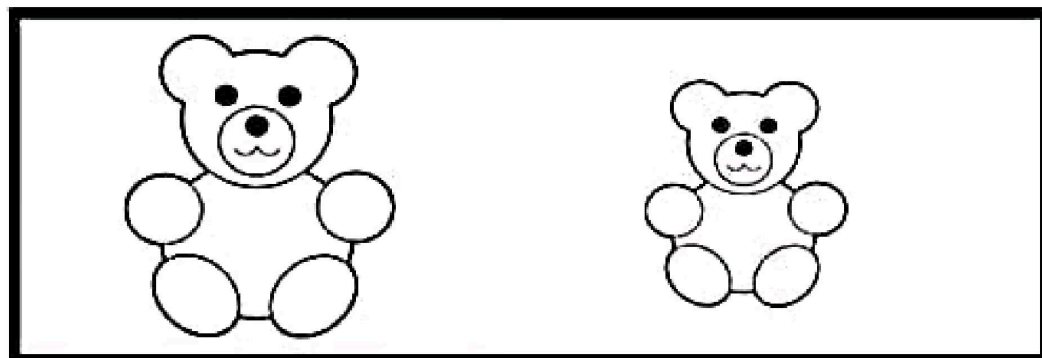

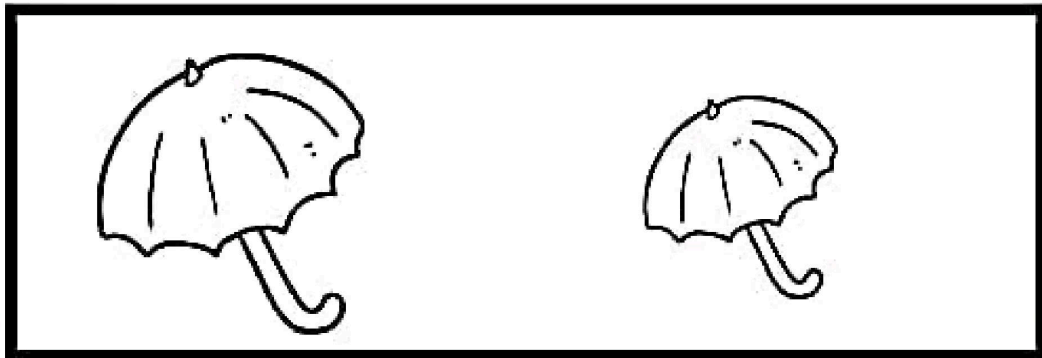
What comes after






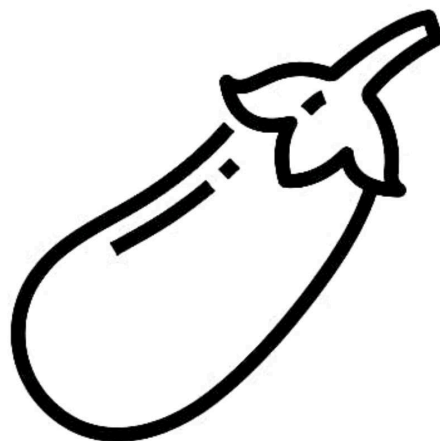
# FIND AND COUNT



Colour the one that is **BIGGER** and circle the one that is **SMALLER** in each set.




Colour the root vegetables.



# DOMESTIC ANIMALS


Trace the Text.



COW



HORSE




GOAT



PIG



DONKEY



SHEEP



DOG








CAT




CAMEL

Colour the domestic animals.



# Picture Matching

Draw lines connecting the fruits to their chopped, peeled, cut or sliced part.






Write the correct word.




[www.worksheetspack.com](http://www.worksheetspack.com)



mouth eye teeth foot face arm hair nose hand ear

# Body parts

Identify and match the body parts



eyes



nose



leg



hand




arm



ear




mouth




foot

**DRAWING**





Colour the Circle Shaped Object **Yellow** and Square shaped object **Pink** and Triangle Shaped Object **Orange** and Rectangle shaped object **Green**.



Sr. No.	Subject	Syllabus
1	English	(1) Write capital alphabet A to Z. (5 times) (2) Write small alphabet a to z. (5 times) (3) Write vowels a,e,i,o&u. (5 times) (4) Learn A to Z.
2	Hindi	(1) वर्णमाला अ से झ तक लिखो (5 बार) (2) अ से झ तक वर्णमाला याद करो। (3) दो अक्षर वाले पाँच शब्द याद करो और लिखो (5 बार)
3	Maths	(1) Learn & write counting from 1 to 100. (3 times) (2) Learn & write numbers name 1 to 10 (5 times) (3) Learn & write table of 2, 3 and 4. (3 times)
4	G.K.	(1) Learn & write 10 body parts name. (3 times) (2) Learn & write 5 fruits name. (3 times) (3) Learn & write 5 colours name. (3 times) (4) Learn & write 5 vegetable name. (3 times)
6	Project work(any 2)	(1) make a plan dog house with the help of ice-cream sticks. (2) Draw Aa to Zz alphabets with picture in the chart paper. (3) Draw a family tree and paste family members in this tree. (4) Make a sun flower with the help of pulses ( Dal)

Note- (1) It is compulsory to submit holiday homework.

(2) All writing work should be done in notebook.

Sr. No.	Subject	Syllabus
1	English	(1) Write capital alphabet A to Z. (5 times) (2) Write small alphabet a to z. (5 times) (3) Write vowels a,e,i,o&u. (5 times) (4) Learn A to Z.
2	Hindi	(1) वर्णमाला अ से झ तक लिखो (5 बार) (2) अ से झ तक वर्णमाला याद करो। (3) दो अक्षर वाले पाँच शब्द याद करो और लिखो (5 बार)
3	Maths	(1) Learn & write counting from 1 to 100. (3 times) (2) Learn & write numbers name 1 to 10 (5 times) (3) Learn & write table of 2, 3 and 4. (3 times)
4	G.K.	(1) Learn & write 10 body parts name. (3 times) (2) Learn & write 5 fruits name. (3 times) (3) Learn & write 5 colours name. (3 times) (4) Learn & write 5 vegetable name. (3 times)
6	Project work(any 2)	(1) make a plan dog house with the help of ice-cream sticks. (2) Draw Aa to Zz alphabets with picture in the chart paper. (3) Draw a family tree and paste family members in this tree. (4) Make a sun flower with the help of pulses ( Dal)

Note- (1) It is compulsory to submit holiday homework.

(2) All writing work should be done in notebook.